

The Universe after *Planck* 2013

Martin BUCHER, Laboratoire Astroparticules & Cosmologie,
Université Paris 7 (Denis-Diderot)

for the PLANCK Collaboration

21 August 2013, Kyoto, Japan

Outline


1. What is Planck?
2. A brief history of CMB observation
3. First release of cosmology results
4. Power spectrum
5. Gravitational lensing
6. Non-Gaussianity
7. Statistical isotropy
8. What's next

What is Planck?

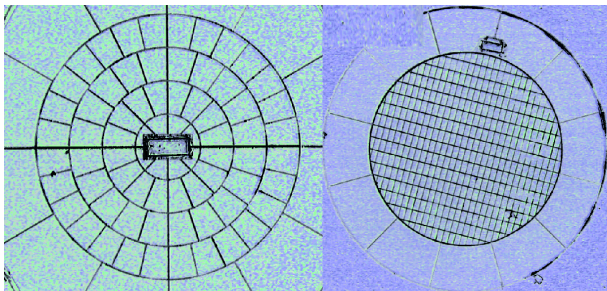
The *Planck* mission



PLANCK Focal Plane

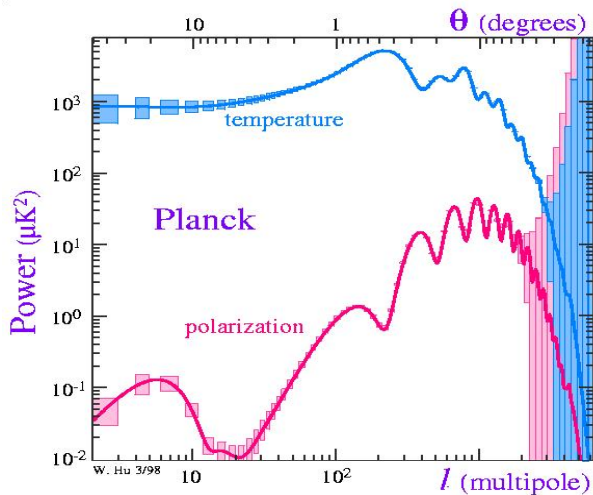


The workhorse of Planck: spiderweb and polarization sensitive bolometers



Made by JPL, Caltech
Cooled to $\approx 100\text{mK}$

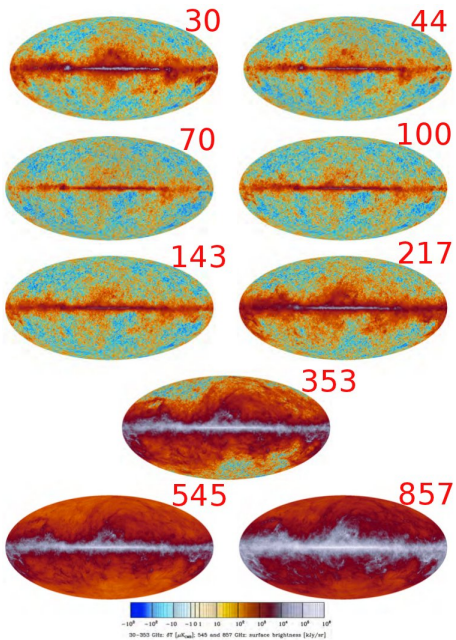
Planck Capabilities

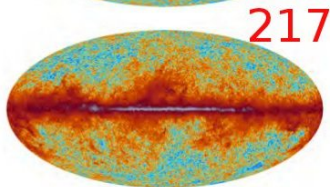
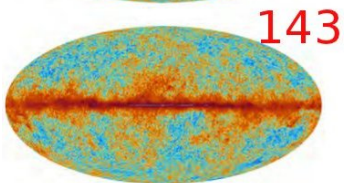
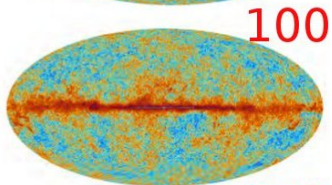
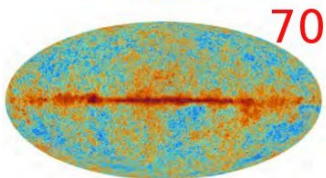





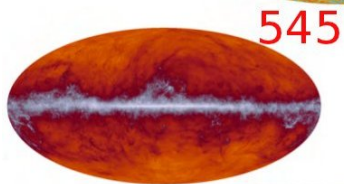
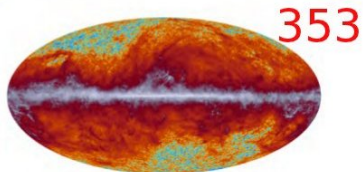
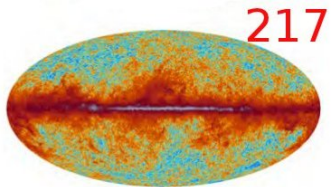
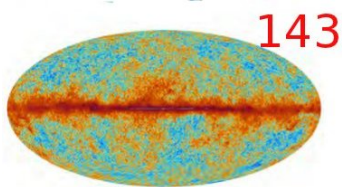
Planck Capabilities

Table 2. *Planck* performance parameters determined from flight data.

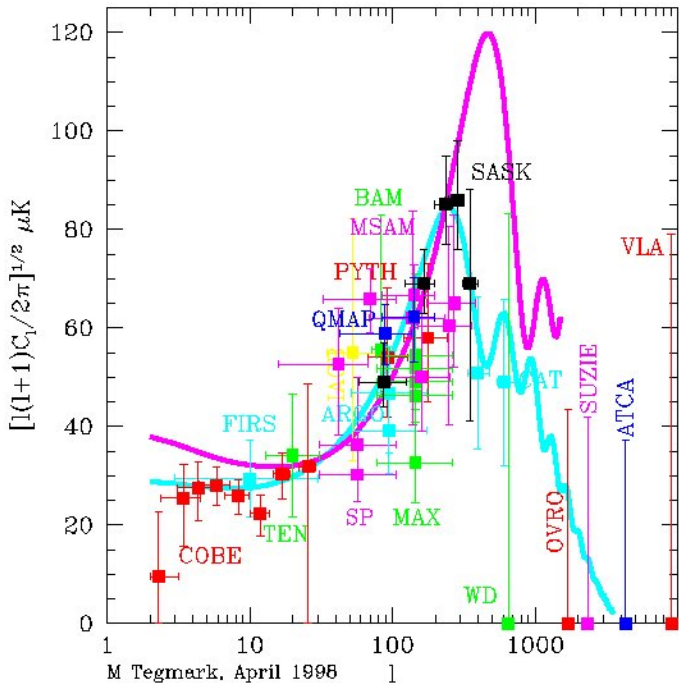
CHANNEL	$N_{\text{detectors}}^{\text{a}}$	$\nu_{\text{center}}^{\text{b}}$ [GHz]	SCANNING BEAM ^c		NOISE ^d SENSITIVITY	
			FWHM [arcmin]	Ellipticity	[$\mu\text{K}_{\text{RJ}} \text{s}^{1/2}$] [$\mu\text{K}_{\text{CMB}} \text{s}^{1/2}$]	
30 GHz	4	28.4	33.16	1.37	145.4	148.5
44 GHz	6	44.1	28.09	1.25	164.8	173.2
70 GHz	12	70.4	13.08	1.27	133.9	151.9
100 GHz	8	100	9.59	1.21	31.52	41.3
143 GHz	11	143	7.18	1.04	10.38	17.4
217 GHz	12	217	4.87	1.22	7.45	23.8
353 GHz	12	353	4.7	1.2	5.52	78.8
545 GHz	3	545	4.73	1.18	2.66	0.0259 ^d
857 GHz	4	857	4.51	1.38	1.33	0.0259 ^d







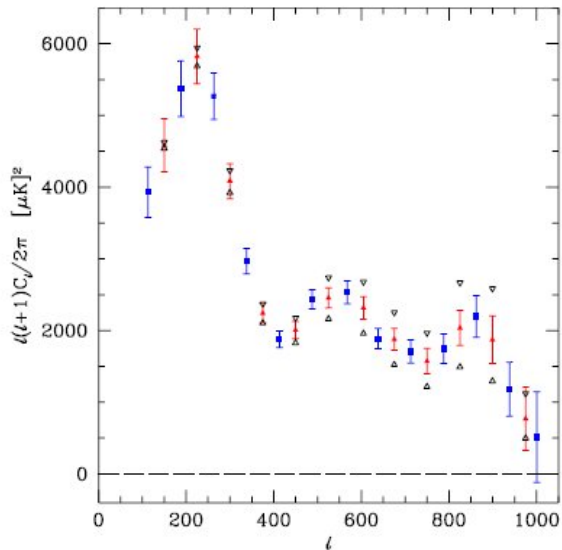
A brief history of CMB observation



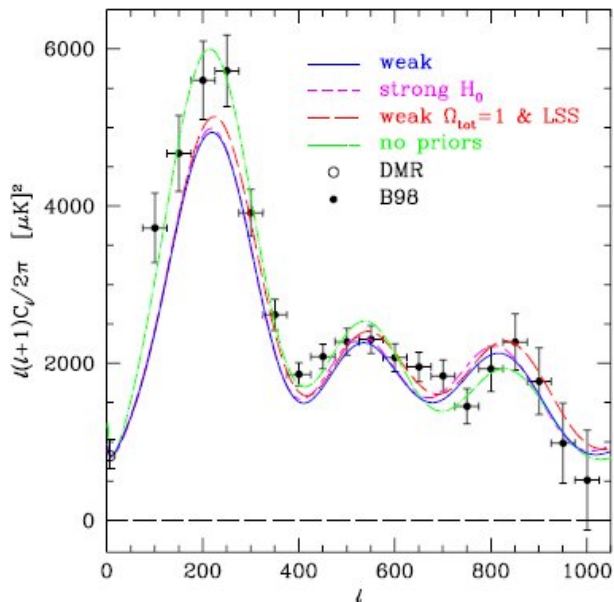
Boomerang baloon



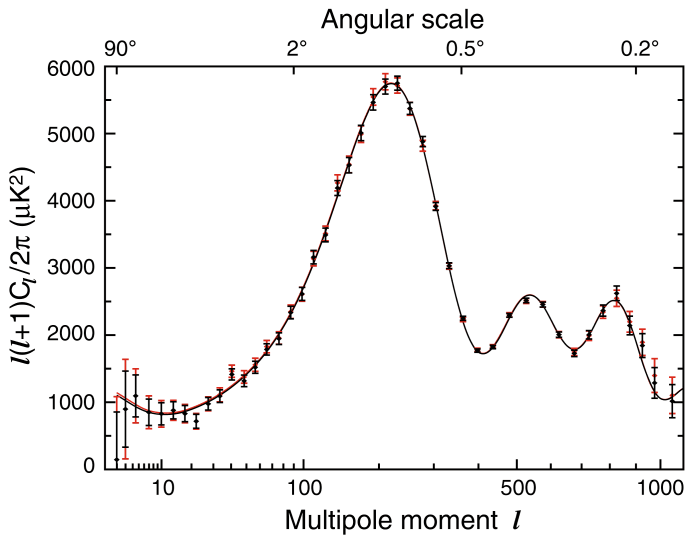
Boomerang mutipole spectrum (no theory)



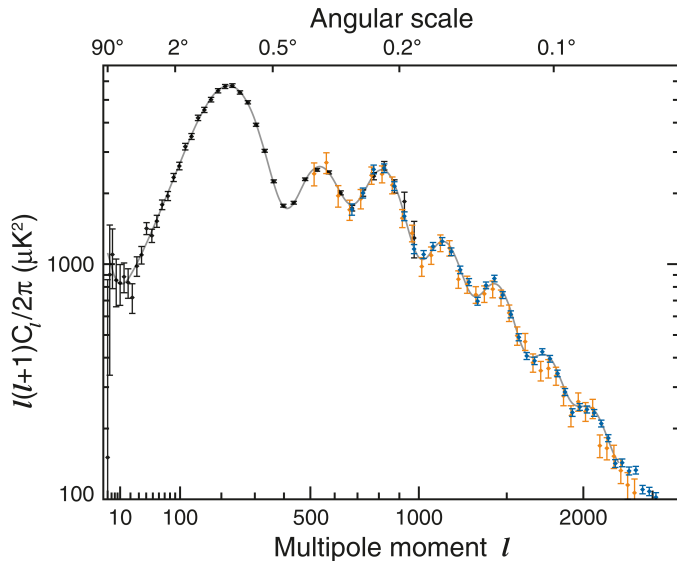
Boomerang multipole spectrum (with theory)



WMAP 9-year alone



WMAP 9-year + SPT + ACT



Basic statistical approach—interesting outcome case

1. No popular model provides good fit to data.
2. Former agreement with “concordance” model (sufficient to explain WMAP power spectrum and the loose constraints at very large ℓ from ACT and SPT) falls apart owing to factor 2 improvement in resolution and factor 10 improvement in sensitivity of Planck.
3. No simple, theoretically motivated model works, although baroque models with epicycles and many parameters can be made to work.
4. Theorists sent back to drawing board.

This did not happen, but polarization data still being analyzed. Still room for some surprises in future releases.

Basic statistical approach—boring outcome case

1. After having constructed a **likelihood function** whose input is the predicted theoretical power spectrum, find the simplest model with a **good fit** to the power spectrum.
2. Consider extensions to this model and see whether the improvement in the quality of fit is statistically significant. (E.g., isocurvature modes, extra neutrino species, varying α , ...)
3. Study the residuals to the minimal models to test for statistical significance.

The Planck Temperature-Temperature Power Spectrum $C_{TT}(\ell)$

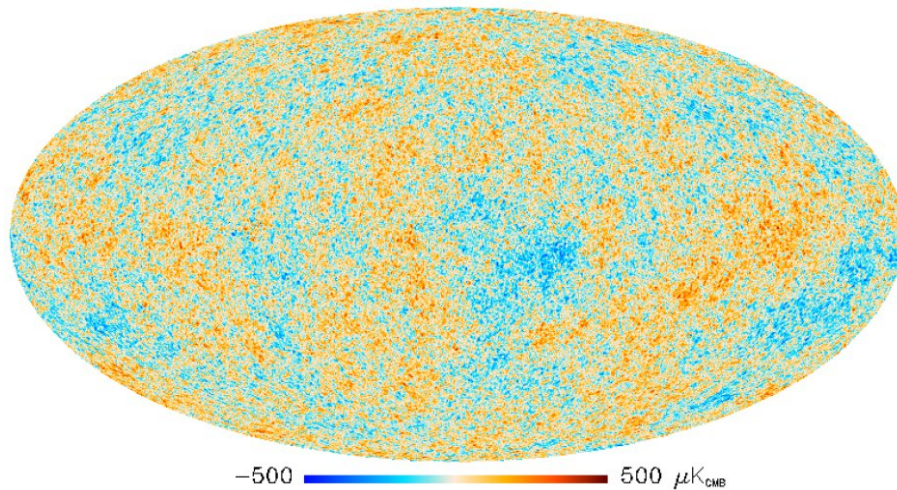
Base model—sampling parameters

Parameter	<i>Planck</i>		<i>Planck+lensing</i>		<i>Planck+WP</i>	
	Best fit	68% limits	Best fit	68% limits	Best fit	68% limits
$\Omega_b h^2$	0.022068	0.02207 ± 0.00033	0.022242	0.02217 ± 0.00033	0.022032	0.02205 ± 0.00028
$\Omega_c h^2$	0.12029	0.1196 ± 0.0031	0.11805	0.1186 ± 0.0031	0.12038	0.1199 ± 0.0027
$100\theta_{MC}$	1.04122	1.04132 ± 0.00068	1.04150	1.04141 ± 0.00067	1.04119	1.04131 ± 0.00063
τ	0.0925	0.097 ± 0.038	0.0949	0.089 ± 0.032	0.0925	$0.089^{+0.012}_{-0.014}$
n_s	0.9624	0.9616 ± 0.0094	0.9675	0.9635 ± 0.0094	0.9619	0.9603 ± 0.0073
$\ln(10^{10} A_s)$	3.098	3.103 ± 0.072	3.098	3.085 ± 0.057	3.0980	$3.089^{+0.024}_{-0.027}$

Base model—derived parameters

Ω_Λ	0.6825	0.686 ± 0.020
Ω_m	0.3175	0.314 ± 0.020
σ_8	0.8344	0.834 ± 0.027
z_{re}	11.35	$11.4^{+4.0}_{-2.8}$
H_0	67.11	67.4 ± 1.4
$10^9 A_s$	2.215	2.23 ± 0.16
$\Omega_m h^2$	0.14300	0.1423 ± 0.0029
$\Omega_m h^3$	0.09597	0.09590 ± 0.00059
Y_p	0.247710	0.24771 ± 0.00014
Age/Gyr	13.819	13.813 ± 0.058

Planck ILC map



Planck Gravitational lensing spectrum

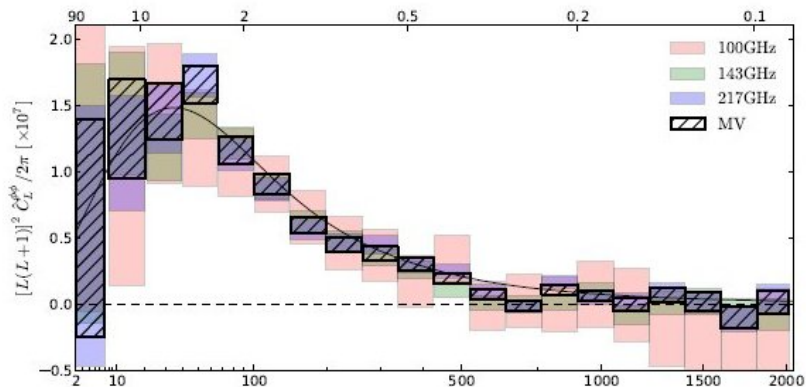
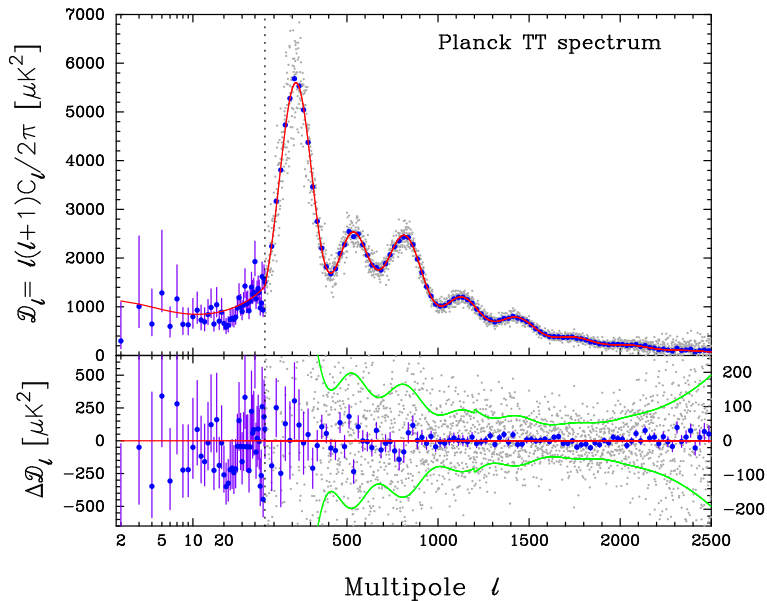
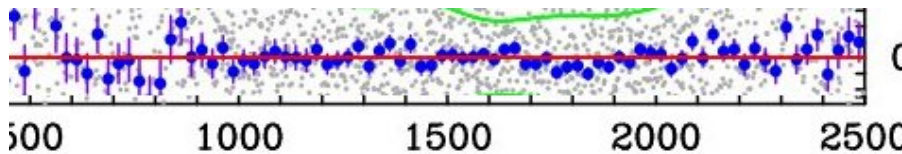
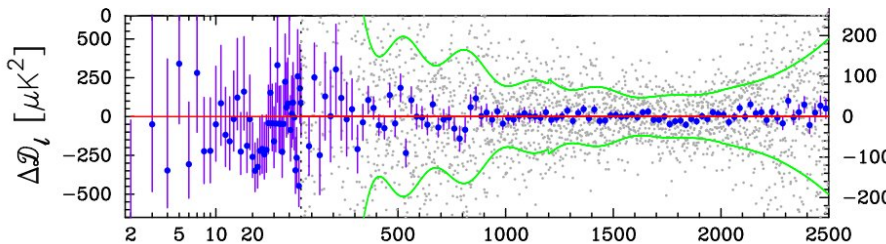
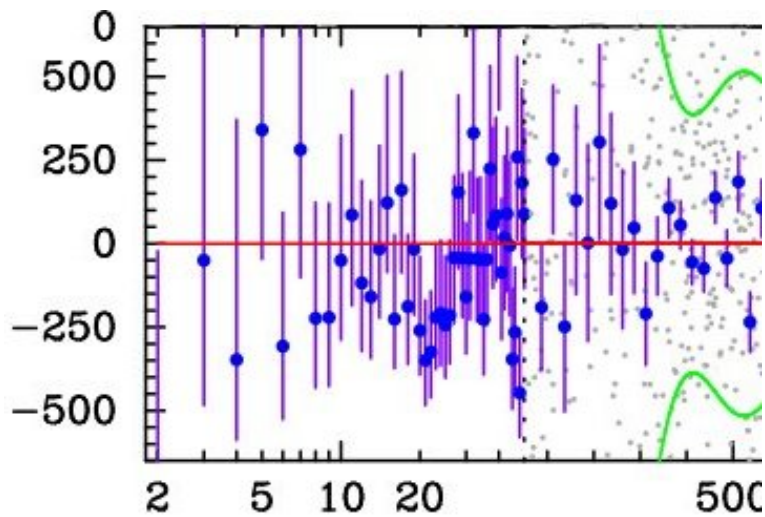


Fig. 18. Fiducial lensing power spectrum estimates based on the 100, 143, and 217 GHz frequency reconstructions, as well as the minimum-variance reconstruction that forms the basis for the *Planck* lensing likelihood.







Underlying question: conventional parameterization

What is the primordial power spectrum?

- ▶ For lack of a fundamental theory, expand in powers of $\ln(k)$

$$\begin{aligned}\ln(\mathcal{P}(\ln k)) &= \mathcal{P}_0 \left(\ln(k/k_{piv}) \right)^0 + \mathcal{P}_1 \left(\ln(k/k_{piv}) \right)^1 + \mathcal{P}_2 \left(\ln(k/k_{piv}) \right)^2 + \dots \\ \mathcal{P}(k) &= A(k/k_{piv})^{(n_s-1)} \\ \text{or} \\ \mathcal{P}(k) &= A(k/k_{piv})^{(n_s-1)+\alpha \ln(k/k_{piv})+\dots}\end{aligned}$$

- ▶ *Planck* seems to be telling us that the first two terms suffice, and using just the first term can be ruled out at a respectable statistical significance. $n_s \neq 1$ implies exact scale invariance needs to be downgraded to an approximate symmetry. No statistically significant evidence for running of the spectral index.

Underlying question: searching for features

- ▶ Two approaches
 - ▶ Parameterized approaches : make Ansätze with a small number of extra parameters and compare quality of fit to simpler model to determine whether extra parameters are justified by the data (Aikake Information Criterion, Bayesian Information Criterion, Bayesian Evidence, ...). (Approach followed in Planck paper XXII, section 8)
 - ▶ Non-parameterized approaches: penalized likelihoods,....
[Details of approach followed in Planck XXII paper follow: Gauthier, Christopher; Bucher, Martin; Reconstructing the primordial power spectrum from the CMB, JCAP 10, 050 (2012) (arXiv:1209.2147) (Approach followed in Planck paper XXII, section 7)]

Tentative conclusion of Planck Parameters paper

To the extremely high accuracy afforded by the Planck data, the power spectrum at high multipoles is compatible with the predictions of the base six parameter Λ CDM cosmology. This is the main result of this paper. Fig. 1 does, however, suggest that the power spectrum of the best-fit base Λ CDM cosmology has a higher amplitude than the observed power spectrum at multipoles $\ell \lesssim 30$. We will return to this point in Sect. 7.

- ▶ Conclusion based on looking at overall χ^2 with a very large number of degrees of freedom.
- ▶ We want to examine whether this conclusion is really justified.

Penalized likelihood

Let $\mathcal{P}_0(k) = A_s(k/k_*)^{n_s-1}$ be the best fit power spectrum of the six parameter model. We define a general Ansatz for the power spectrum in terms of a fractional variation, $f(k)$, relative to this fiducial model, so that

$$\mathcal{P}_{\mathcal{R}}(k) = \mathcal{P}_0(k) [1 + f(k)]. \quad (1)$$

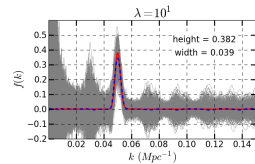
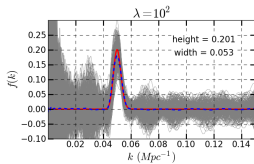
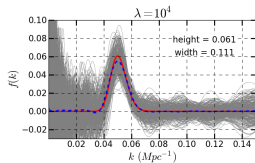
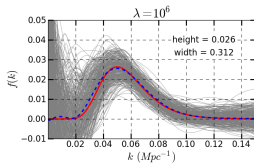
Any features are then described in terms of $f(k)$.

In this analysis we use the Planck+WP likelihood supplemented by the following prior, which is added to $-2 \ln \mathcal{L}$:

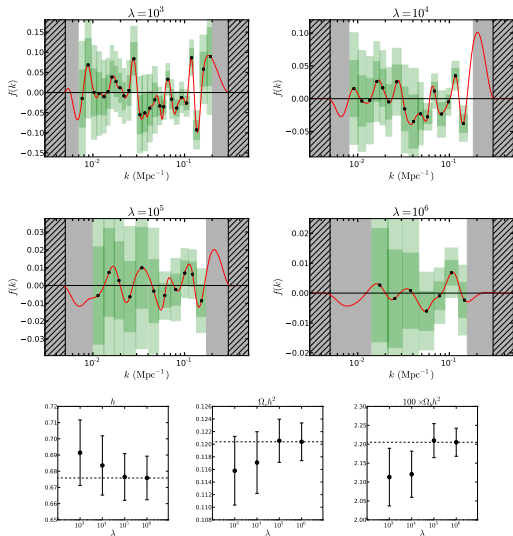
$$\begin{aligned} \mathbf{f}^T \mathbf{R}(\lambda, \alpha) \mathbf{f} = & \lambda \int d\kappa \left(\frac{\partial^2 f(\kappa)}{\partial \kappa^2} \right)^2 \\ & + \alpha \int_{-\infty}^{\kappa_{\min}} d\kappa f^2(\kappa) + \alpha \int_{\kappa_{\max}}^{+\infty} d\kappa f^2(\kappa). \end{aligned} \quad (2)$$

where $\kappa = \ln k$.

Validation of method

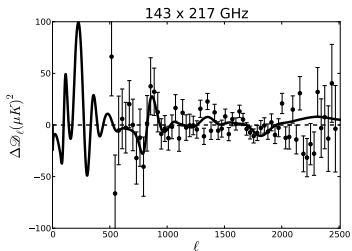
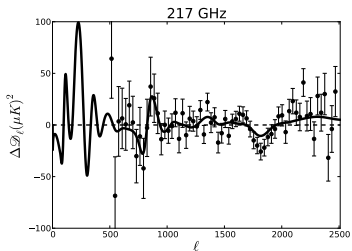
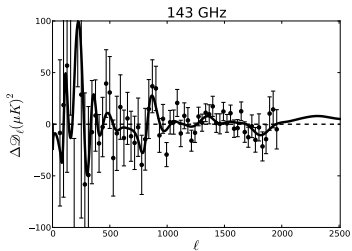
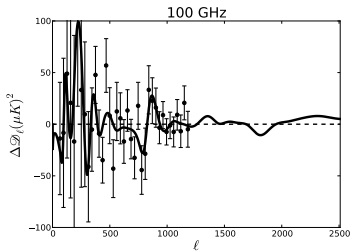


Results on Planck “Nominal mission” likelihood

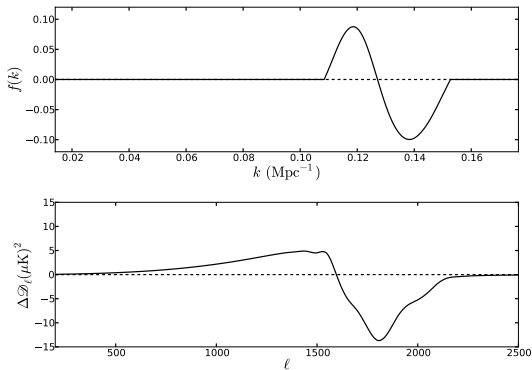


Maximum excursions locally 3.2σ and 3.9σ for $\lambda = 10^4$ and 10^3 , respectively. After look-elsewhere-effect translates into $p = 1.74\%$ and $p = 0.21\%$, or 2.4σ and 3.1σ .

Where does this come from in the CMB multipole power spectrum?



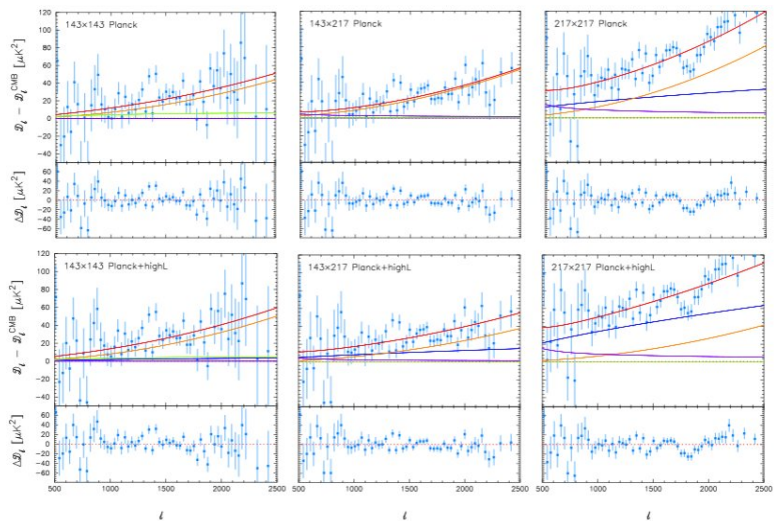
Proof that signal is from around $\ell \approx 1800$



(Extract from parameters paper)

To the extremely high accuracy afforded by the Planck data, the power spectrum at high multipoles is compatible with the predictions of the base six parameter Λ CDM cosmology. This is the main result of this paper. Fig. 1 does, however, suggest that the power spectrum of the best-fit base Λ CDM cosmology has a higher amplitude than the observed power spectrum at multipoles $\ell \lesssim 30$. We will return to this point in Sect. 7.

(Extract from parameters paper)



(Extract from parameters paper)

Table 6. Goodness-of-fit tests for the *Planck* spectra. The $\Delta\chi^2 = \chi^2 - N_\ell$ is the difference from the mean assuming the model is correct, and the last column expresses $\Delta\chi^2$ in units of the dispersion $\sqrt{2N_\ell}$.

Spectrum	ℓ_{\min}	ℓ_{\max}	χ^2	χ^2/N_ℓ	$\Delta\chi^2/\sqrt{2N_\ell}$
100×100	50	1200	1158	1.01	0.14
143×143	50	2000	1883	0.97	-1.09
217×217	500	2500	2079	1.04	1.23
143×217	500	2500	1930	0.96	-1.13
All	50	2500	2564	1.05	1.62

Constraints on neutrino physics

Impact of neutrinos on CMB

1. Actual (precision) analysis is somewhat mindless. (1) Incorporate new physics in Boltzmann solver (e.g., CAMB, CLASS,...) (2) Run Monte Carlo Markov Chain (MCMC) (2) Check for convergence, prior dependence, (3) Compare quality of fits.
2. Precision approach gives no intuition. Difficult to understand what is really being tested. Difficult to know what new models to look for in order to explain possible anomalies.
3. Neutrinos affect model CMB primarily in three ways: (1) number of relativistic species shifts moment of matter-radiation equality, affecting the damping tail. (Early recombination means more “viscosity”), (2) “early” integrated Sachs-Wolfe effect, extending visibility surface, (3) gravitational lensing (aka late-time integrated Sachs-Wolfe at large ℓ). Deficit of halo structure on small-scales.
4. While non-cosmological neutrino experiments depend sensitively on the coupling of neutrinos to the Standard Model, cosmological probes are sensitive to neutrino because of the gravitational coupling. Thus “active” and “sterile” neutrinos imprint the same CMB anisotropies.

Planck neutrino constraints

WMAP Seven-year claim:

$$N_{eff} = 4.34 \pm 0.87$$

WMAP Nine-year claim:

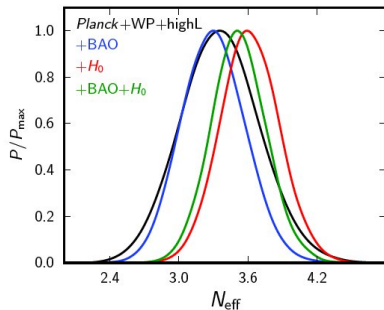
$$N_{eff} = 3.84 \pm 0.40$$

$$\sum m_\nu < 0.44 \text{eV} \text{ 95\% confidence.}$$

Planck:

$$N_{eff} = 3.52^{+0.48}_{-0.45} \text{ (95\% Confidence; Planck + WP + } H_0 \text{ + BAO)}$$

$$\sum m_\nu < 0.28 \text{eV} \text{ 95\% confidence.}$$



Evidence of Primordial Non-Gaussianity (f_{NL}) in the Wilkinson Microwave Anisotropy Probe 3-Year Data at 2.8σ

Amit P. S. Yadav¹ and Benjamin D. Wandelt^{1,2}

¹*Department of Astronomy, University of Illinois at Urbana-Champaign, 1002 W. Green Street, Urbana, Illinois 61801, USA*

²*Department of Physics, University of Illinois at Urbana-Champaign, 1110 W. Green Street, Urbana, Illinois 61801, USA*

(Received 7 December 2007; revised manuscript received 6 March 2008; published 7 May 2008)

We present evidence for primordial non-Gaussianity of the local type (f_{NL}) in the temperature anisotropy of the cosmic microwave background. Analyzing the bispectrum of the Wilkinson Microwave Anisotropy Probe 3-year data up to $\ell_{\text{max}} = 750$ we find $27 < f_{\text{NL}} < 147$ (95% C.L.). This amounts to a rejection of $f_{\text{NL}} = 0$ at 2.8σ , disfavoring canonical single-field slow-roll inflation. The signal is robust to variations in l_{max} , frequency and masks. No known foreground, instrument systematic, or secondary anisotropy explains it. We explore the impact of several analysis choices on the quoted significance and find 2.5σ to be conservative.

DOI: [10.1103/PhysRevLett.100.181301](https://doi.org/10.1103/PhysRevLett.100.181301)

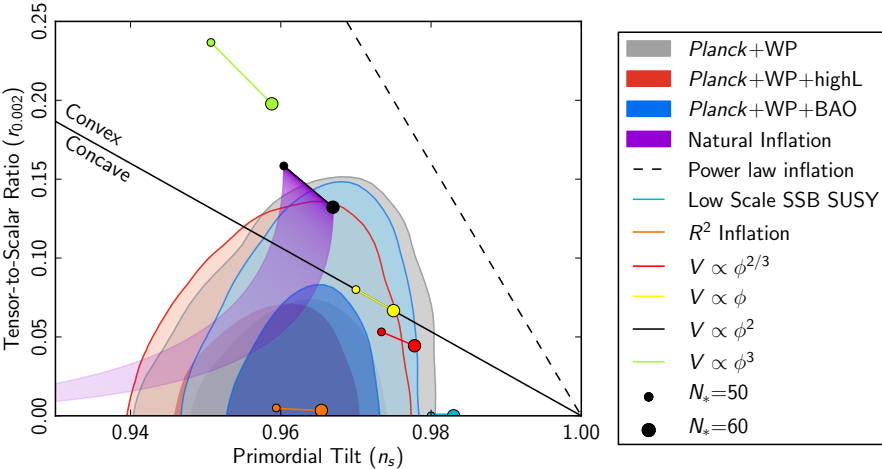
PACS numbers: 98.70.Vc, 98.80.Es

Planck 2013 Results. XXIV. Constraints on primordial non-Gaussianity

Planck Collaboration: P. A. R. Ade, N. Aghanim, C. Armitage-Caplan, M. Arnaud, M. Ashdown, F. Atrio-Barandela, J. Aumont, C. Baccigalupi, A. J. Banday, R. B. Barreiro, J. G. Bartlett, N. Bartolo, E. Battaner, K. Benabed, A. Benoit, A. Benoit-Lévy, J.-P. Bernard, M. Bersanelli, P. Bielewicz, J. Bobin, J. J. Bock, A. Bonaldi, L. Bonavera, J. R. Bond, J. Borrill, F. R. Bouchet, M. Bridges, M. Bucher, C. Burigana, R. C. Butler, J.-F. Cardoso, A. Catalano, A. Challinor, A. Chamballu, L.-Y. Chiang, H. C. Chiang, P. R. Christensen, S. Church, D. L. Clements, S. Colombi, L. P. L. Colombo, F. Couchot, A. Coulais, B. P. Crill, A. Curto, F. Cuttaia, R. D. Davies, R. J. Davis, P. de Bernardis, A. de Rosa, G. de Zotti, J. Delabrouille, J.-M. Delouis, F.-X. Désert, J. M. Diego, H. Dole, S. Donzelli, et al. (175 additional authors not shown) (Submitted on 20 Mar 2013)

The Planck nominal mission cosmic microwave background (CMB) maps yield unprecedented constraints on primordial non-Gaussianity (NG). Using three optimal bispectrum estimators, separable template-fitting (KSW), binned, and modal, we obtain consistent values for the primordial local, equilateral, and orthogonal bispectrum amplitudes, quoting as our final result $f_{NL}^{local} = 2.7 \pm 5.8$, $f_{NL}^{equil} = -42 \pm 75$, and $f_{NL}^{ortho} = -25 \pm 39$ (68% CL statistical); and we find the integrated Sachs-Wolfe lensing bispectrum expected in the Λ CDM scenario. The results are based on comprehensive cross-validation of these estimators on Gaussian and non-Gaussian simulations, are stable across component separation techniques, pass an extensive suite of tests, and are confirmed by skew- C_l , wavelet bispectrum and Minkowski functional estimators. Beyond estimates of individual shape amplitudes, we present model-independent, three-dimensional reconstructions of the Planck CMB bispectrum and thus derive constraints on early-Universe scenarios that generate primordial NG, including general single-field models of inflation, excited initial states (non-Bunch-Davies vacua), and directionally-dependent vector models. We provide an initial survey of scale-dependent feature and resonance models. These results bound both general single-field and multi-field model parameter ranges, such as the speed of sound, $c_s \geq 0.02$ (95% CL), in an effective field theory parametrization, and the curvaton decay fraction $r_D \geq 0.15$ (95% CL). The Planck data put severe pressure on ekpyrotic/cyclic scenarios. The amplitude of the four-point function in the local model $\tau_{NL} < 2800$ (95% CL). Taken together, these constraints represent the highest precision tests to date of physical mechanisms for the origin of cosmic structure.

Implications for inflation—summary plot



Constraints on isocurvature modes

34

Planck Collaboration: Constraints on inflation

Model	$\beta_{\text{iso}}(k_{\text{low}})$	$\beta_{\text{iso}}(k_{\text{mid}})$	$\beta_{\text{iso}}(k_{\text{high}})$	$\alpha_{\text{RR}}^{(2,2500)}$	$\alpha_{\text{II}}^{(2,2500)}$	$\alpha_{\text{RI}}^{(2,2500)}$	Δn	$-2\Delta \ln \mathcal{L}_{\text{max}}$
General model:								
CDM isocurvature	0.075	0.39	0.60	[0.98:1.07]	0.039	[-0.093:0.014]	4	-4.6
ND isocurvature	0.27	0.27	0.32	[0.99:1.09]	0.093	[-0.18:0]	4	-4.2
NV isocurvature	0.18	0.14	0.17	[0.96:1.05]	0.068	[-0.090:0.026]	4	-2.5
Special CDM isocurvature cases:								
Uncorrelated, $n_{\text{II}} = 1$, ("axion")	0.036	0.039	0.040	[0.98:1]	0.016	–	1	0
Fully correlated, $n_{\text{II}} = n_{\text{RR}}$, ("curvaton")	0.0025	0.0025	0.0025	[0.97:1]	0.0011	[0:0.028]	1	0
Fully anti-correlated, $n_{\text{II}} = -n_{\text{RR}}$	0.0087	0.0087	0.0087	[1:1.06]	0.0046	[-0.067:0]	1	-1.3

Statistical Isotropy?

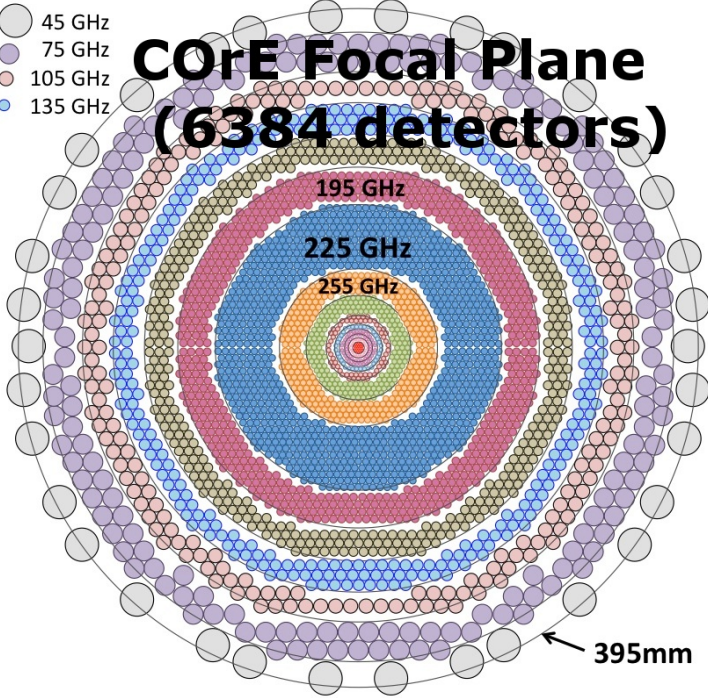
Table 23. Summary of dipole modulation likelihood results as a function of scale for all four *Planck* CMB solutions.

Data set	FWHM [°]	A	(<i>l</i> , <i>b</i>) [°]	$\Delta \ln \mathcal{L}$	Significance
Commander	5	$0.078_{-0.021}^{+0.020}$	(227, -15) ± 19	8.8	3.5 σ
NILC	5	$0.069_{-0.021}^{+0.020}$	(226, -16) ± 22	7.1	3.0 σ
SEVEM	5	$0.066_{-0.021}^{+0.021}$	(227, -16) ± 24	6.7	2.9 σ
SMICA	5	$0.065_{-0.021}^{+0.021}$	(226, -17) ± 24	6.6	2.9 σ
WMAP5 ILC	4.5	0.072 ± 0.022	(224, -22) ± 24	7.3	3.3 σ
Commander	6	$0.076_{-0.025}^{+0.024}$	(223, -16) ± 25	6.4	2.8 σ
NILC	6	$0.062_{-0.026}^{+0.025}$	(223, -19) ± 38	4.7	2.3 σ
SEVEM	6	$0.060_{-0.026}^{+0.025}$	(225, -19) ± 40	4.6	2.2 σ
SMICA	6	$0.058_{-0.027}^{+0.025}$	(223, -21) ± 43	4.2	2.1 σ
Commander	7	$0.062_{-0.030}^{+0.028}$	(223, -8) ± 45	4.0	2.0 σ
NILC	7	$0.055_{-0.030}^{+0.029}$	(225, -10) ± 53	3.4	1.7 σ
SEVEM	7	$0.055_{-0.030}^{+0.029}$	(226, -10) ± 54	3.3	1.7 σ
SMICA	7	$0.048_{-0.029}^{+0.029}$	(226, -11) ± 58	2.8	1.5 σ
Commander	8	$0.043_{-0.029}^{+0.032}$	(218, -15) ± 62	2.1	1.2 σ
NILC	8	$0.049_{-0.031}^{+0.032}$	(223, -16) ± 59	2.5	1.4 σ
SEVEM	8	$0.050_{-0.031}^{+0.032}$	(223, -15) ± 60	2.5	1.4 σ
SMICA	8	$0.041_{-0.029}^{+0.032}$	(225, -16) ± 63	2.0	1.1 σ
Commander	9	$0.068_{-0.037}^{+0.035}$	(210, -24) ± 52	3.3	1.7 σ
NILC	9	$0.076_{-0.037}^{+0.035}$	(216, -25) ± 45	3.9	1.9 σ
SEVEM	9	$0.078_{-0.037}^{+0.035}$	(215, -24) ± 43	4.0	2.0 σ
SMICA	9	$0.070_{-0.037}^{+0.035}$	(216, -25) ± 50	3.4	1.8 σ
WMAP3 ILC	9	0.114	(225, -27)	6.1	2.8 σ
Commander	10	$0.092_{-0.040}^{+0.037}$	(215, -29) ± 38	4.5	2.2 σ
NILC	10	$0.098_{-0.039}^{+0.037}$	(217, -29) ± 33	5.0	2.3 σ
SEVEM	10	$0.103_{-0.039}^{+0.037}$	(217, -28) ± 30	5.4	2.5 σ
SMICA	10	$0.094_{-0.040}^{+0.037}$	(218, -29) ± 37	4.6	2.2 σ

The Future

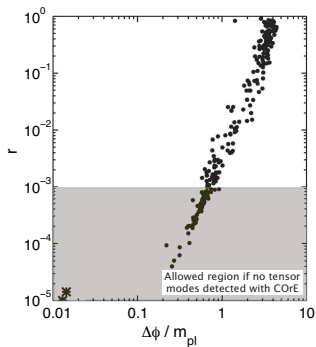
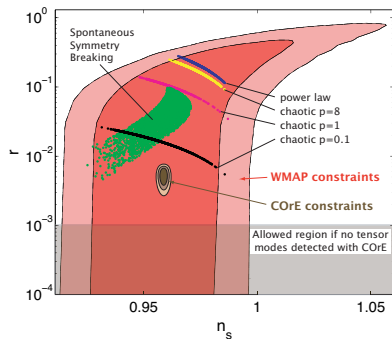
CORE Focal Plane (6384 detectors)

- 45 GHz
- 75 GHz
- 105 GHz
- 135 GHz



395mm

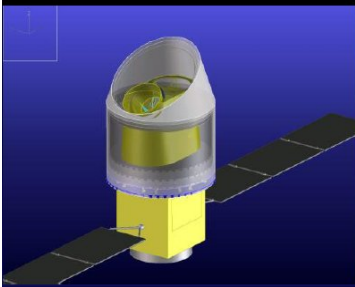
Constraining inflation with COreE



$r = 10^{-3}$ at 3σ at least.

ビッグバン以前の宇宙を探るLiteBIRD衛星

Lite (light) Satellite for the studies of **B**-mode polarization and Inflation from cosmic background **R**adiation **D**etection



高エネルギー加速器研究機構(KEK)
素粒子原子核研究所
宇宙背景放射(CMB)実験グループ
羽澄昌史(はずみまさし)
for the LiteBIRD Working Group


第1回小型科学衛星シンポジウム
2011年3月1日

This talk is dedicated to Bruce Winstein.

Polarized Radiation Imaging and Spectroscopy Mission

PRISM

**Probing cosmic structures and radiation
with the ultimate polarimetric spectro-imaging
of the microwave and far-infrared sky**



arXiv:1306.2259
www.prism-mission.org



Spokesperson: Paolo de Bernardis
e-mail: paolo.debernardis@roma1.infn.it — tel: + 39 064 991 4271